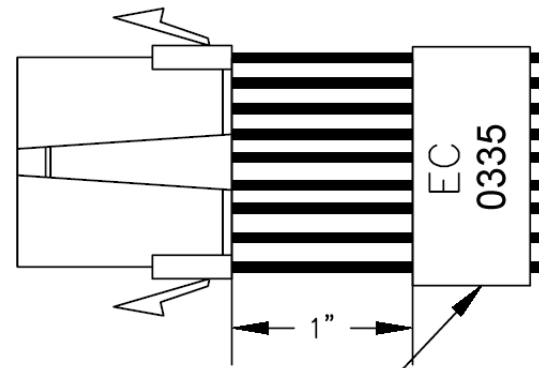
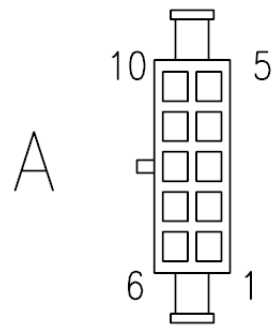


-01

WIRE PIN  
INSERTION VIEW



APPLY LABEL WITH MERIT PART #

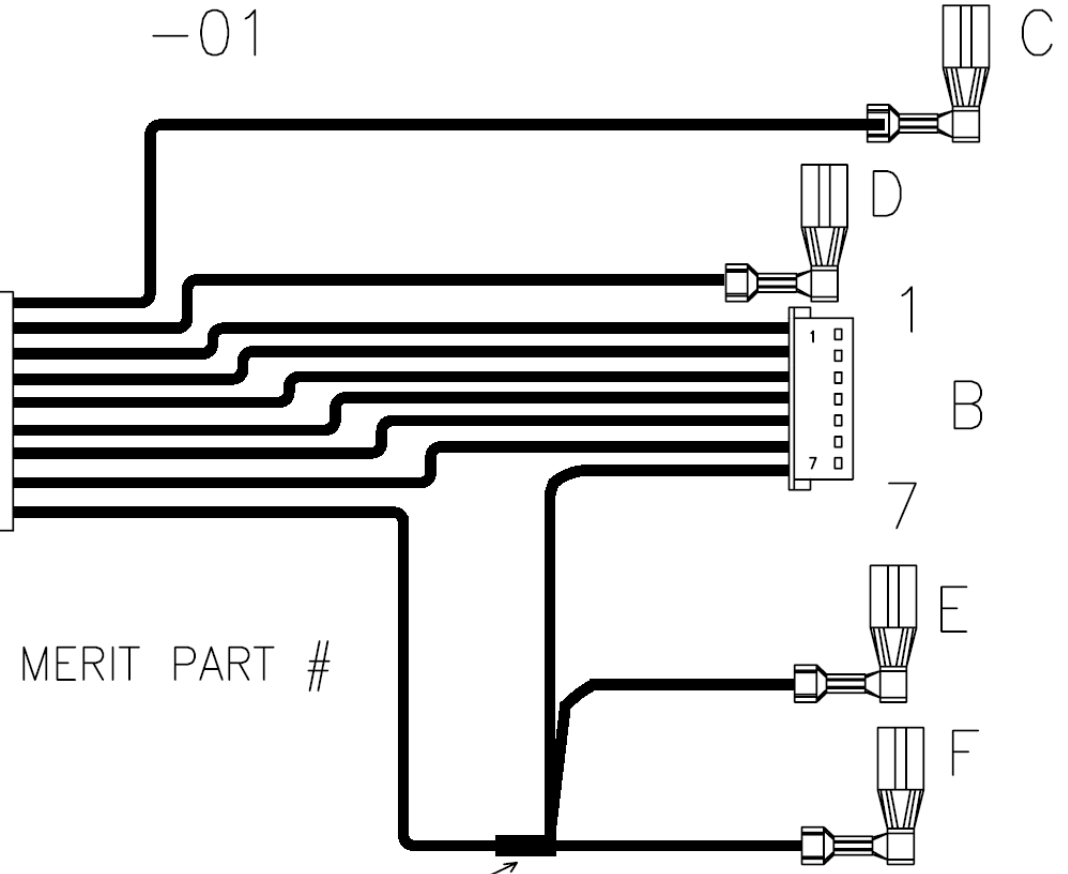


TABLE 1(-01)  
WIRES AND TERMINATIONS

LINE NO.	WIRE GAUGE	START	END POINT	LENGTH (INCH)	COLOR	SIGNAL NAME (Ref Conn A)
1	20	A1	D	8	N/A	BUTTON 2
2		A2	N/C	N/C		N/C
3		A3	SPLICE	6		GROUND
4	24	A4	C	8		BUTTON 1
5		A5	B3	8		-VREF
6		A6	B2	8		VREF
7		A7	B4	8		POT 2
8		A8	B6	8		-VREF
9		A9	B5	8		VREF
10	20	A10	B1	8		POT 1
11		SPLICE	E	2		GROUND
12		SPLICE	F	2		GROUND
13	24	SPLICE	B7	10		GROUND

TABLE 2  
PINS & CONNS

CONN	MFG P/N	PIN
A	MOLEX#43020-1000 OR EQUIV	MOLEX#43031-0003 OR EQUIV
B	JST PHR-7 OR EQUIV	SPH-002T-P0.5S
C,D,E,F	TYCO AMP 60991-1	

B.O.M. REV LETTER CONTROLS DOCUMENT  
ALL DIMENSIONS AFTER PAINT (IF APPLICABLE)  
UNLESS OTHERWISE SPECIFIED TOLERANCES ON:  
2 PLC DIMS = ±.XX ANGLES = ± 1°  
3 PLC DIMS = ±.XXX FRACTIONS = ± 1/32  
MATERIAL: (REMOVE BURRS & BREAK SHARP EDGES)  
~~material~~

ZONE	REV LEVEL	ECO #	DESCRIPTION - FOR DETAILS SEE ECO	DFTR	CHK	DATE	APPVD
-	5	--	Changed wire gauge				
-	4	--	Changed wire gauge				
-	3	--	Changed pins from -0006 to -0003, Added SPLICE				
-	2	--	Edited table & other text				
-	1	--	Changed B,D,E,F from AMP 62336-1 to 60991-1				
REVISIONS							

DFTSMN	DATE
CHKR	
ENG	
APPVD	

<b>HO CHIEN</b> <i>www.hochien.com</i>			
TITLE <b>JOYSTICK CABLE ASSEMBLY</b> <b>EC0335</b>			
SIZE <b>A</b>	DRAWING/PART NO. <b>CA-BC027-0001A</b>	ISSUE <b>1</b>	REV LETTER <b>5</b>
SCALE NONE	E/D/F -	SHEET 1 OF 1	