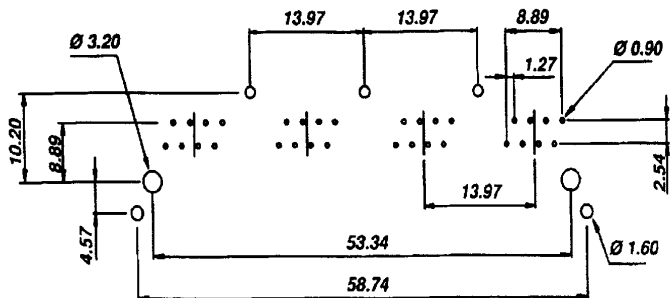
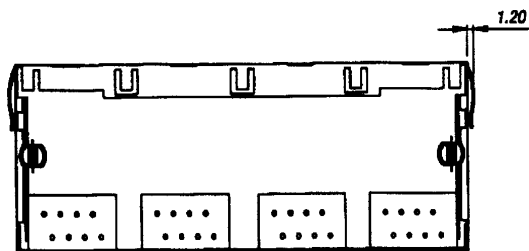
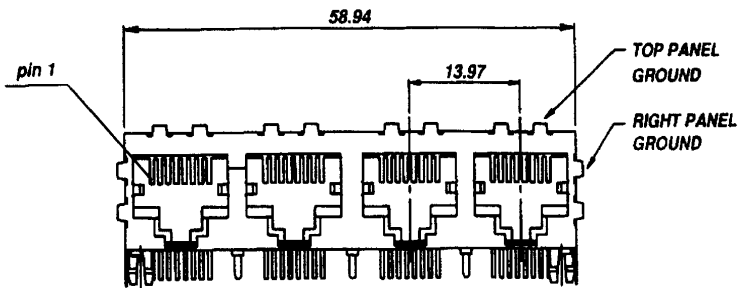
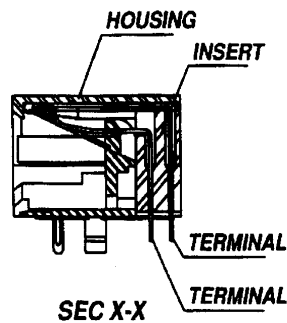
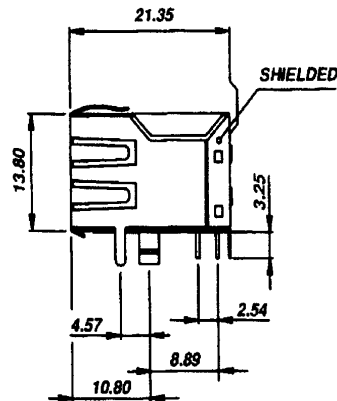


**Modular Jack Assembly RJ45 Right Angle Catgory 5**



**PCB LAYOUT**  
(Top View)



**CATEGORY 5**  
**PCB LAYOUT**

**SPECIFICATION :**

**1. Electrical Char.**

- Insulation Resistance : 500M-Ohm Min.
- Contact Resistance : 20milli-Ohm Max.
- Rating Current : 1.5A Max.
- Rating Voltage : 120V AC.
- Dielectric Voltage : 1,000 Vrms 60 Sec. Min.

**2. Physical char.**

- Housing : PBT Glass Filled (UL 94V-0)
- Color : Black Color
- Spring Wire : 0.35mm Thickness Phosphor Bronze ove  
Plating Nickel and with 50u gold plated
- Temperature Range : - 25 /+90 Deg C
- Durability : 500 Mating cycles Min.

**HC-041SH-4-F-N**

NUMBER OF PORT

F=8P8C

**N=3-A3-N5-C5**

**HO CHIEN**  
www.hochien.com

TITLE  
1x4 8POSITIONS  
SIDE ENTRY SHIELDED PCB GANG JACK  
UL & cUL FILE NO. E131820

MODULAR JACKS ASSY FOR  
HC-041SH-4-F-3-A3-N5-C5

SCALE SIZE DWG. NO. 9690S SERIES

NOT SCALED DRAWING	TOLERANCE UNLESS OTHERWISE NOTICE	INCH	MM	DR.	DATE
 THIRD ANGLE PROJECTION	LINEAR	MM INCH	00±0.01 000±0.005 0000±0.002	00+0.25 000+0.13 0000+0.05	Steven JUN-29 '04
	ANGLE ±0°30'		RADIL	+0.45 -0.15	Johnn JUN-29 '04
					Billy JUN-29 '04

DWG. NO.

**AS041078-01**