

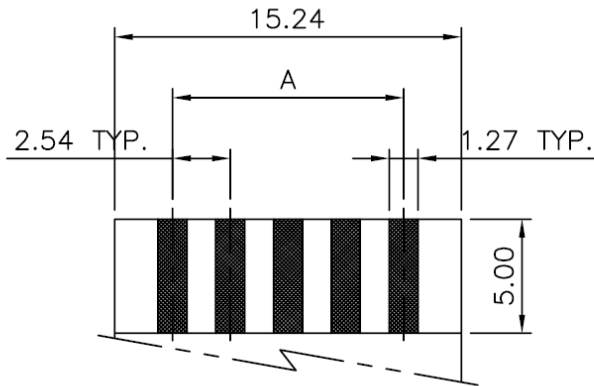
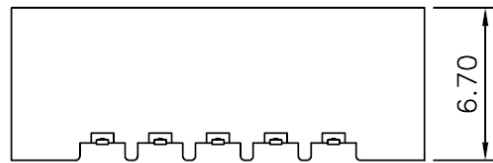
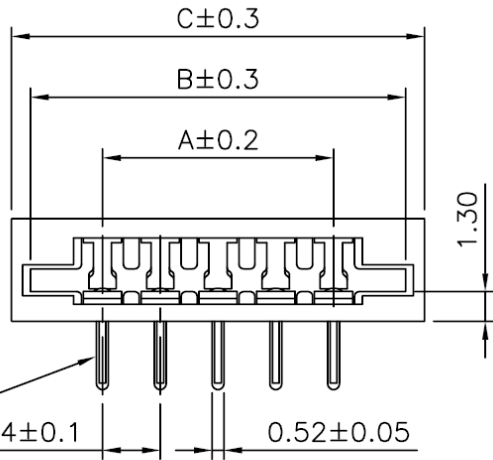
■ SPECIFICATIONS

- Voltage Rating : 250V AC/DC
- Current Rating : 1A AC/DC
- Withstanding Voltage : 1000V AC/minute
- Insulation Resistance : 5000MΩ min
- Temperature Range : - 40°C to + 105°C
- Contact Resistance : 25mΩ max

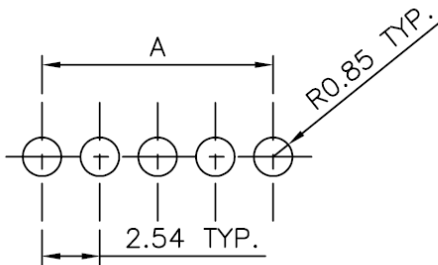
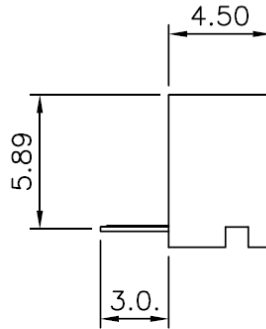
■ FFC/FPC CONNECTOR

- Part No. : JS-1160R-XX
JS-1160R-XX : GP Produces
- Poles : 2-30
- Material : Contact : Phos. Bronze, Tin Plated
Base : PBT UL94V-0
- Q' ty : 1000 pcs./Tube Pack

Ploes	Part No.	Dimensions(mm)		
		A	B	C
2	JS-1160R-02	2.54	8.43	10.54
3	JS-1160R-03	5.08	10.97	13.08
4	JS-1160R-04	7.62	13.51	15.62
5	JS-1160R-05	10.16	16.05	18.16
6	JS-1160R-06	12.70	18.59	20.79
7	JS-1160R-07	15.24	21.13	23.24
8	JS-1160R-08	17.78	23.67	25.78
9	JS-1160R-09	20.32	26.21	28.32
10	JS-1160R-10	22.86	28.75	30.86
11	JS-1160R-11	25.40	31.29	33.40
12	JS-1160R-12	27.94	33.83	35.94
13	JS-1160R-13	30.48	36.37	38.48
14	JS-1160R-14	33.02	38.91	41.02
15	JS-1160R-15	35.56	41.45	43.56
16	JS-1160R-16	38.10	43.99	46.10
17	JS-1160R-17	40.64	46.53	48.64
18	JS-1160R-18	43.18	49.07	51.18
19	JS-1160R-19	45.72	51.60	53.72
20	JS-1160R-20	48.26	54.15	56.26
21	JS-1160R-21	50.80	56.69	58.80
22	JS-1160R-22	53.34	59.23	61.34
23	JS-1160R-23	55.88	61.77	63.88
24	JS-1160R-24	58.42	64.31	66.42
25	JS-1160R-25	60.96	66.85	68.96
26	JS-1160R-26	63.50	69.39	71.50
27	JS-1160R-27	66.04	71.93	74.04
28	JS-1160R-28	68.58	74.47	76.58
29	JS-1160R-29	71.12	77.01	79.12
30	JS-1160R-30	73.66	79.55	81.66



Recommmand FPC Layout



Recommmand PCB Layout

HO CHIEN
www.hochien.com

PART NO JS-1160R-XX

2.54mm NON-ZIF Connectors Dual Beam Contact Style

APPROVED BY	SCALE	UNIT	TOLERANCE	LTR	REVISION RECORD	DATE	LTR	REVISION RECORD	DATE
林陳鏞	3:1	mm	.0 ±0.3	ECR	RoHS compliant	07/01/05			
CHECKED BY	PROJ	VER NO.	.00 ±0.2						
			.000 ±0.1						
			ALL ±						
DRAWN BY	DATE	SIZE	ANGLE						
余秀麗	2005/05/15	A4	0° ±						
			.0° ±						

CUSTOMER

Conforms to The RoHS Instruction