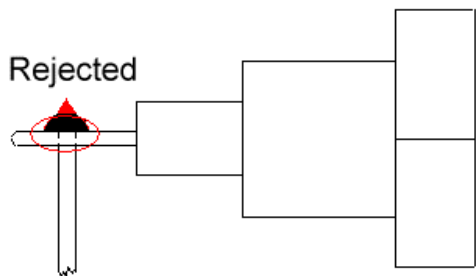


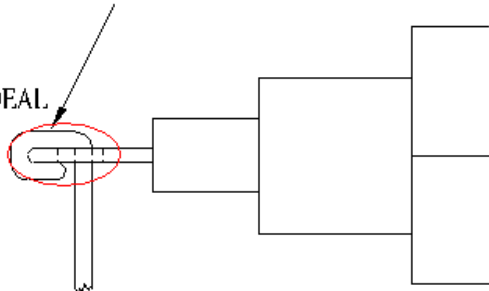
Red: Solder

Rejected



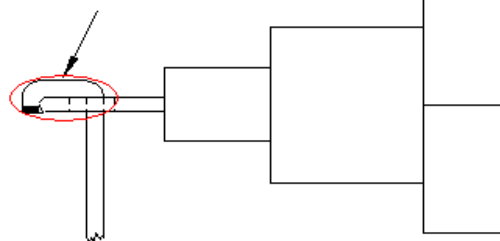
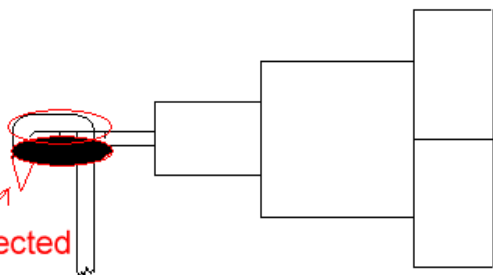
ENSURE WIRE IS WRAPPED FOR A MINIMUM OF 270°  
AND SOLDERED FOR HIGH VOLTAGE

IDEAL



**1H/2H ENSURE THE WIRE WRAPPED 90 AT LEAST  
SOLDER COVER ALL SHARP WIRE AREA**

Rejected



MATERIAL:

FINISH:

REVISIONS:

**CKE**

LA CHERMINS, PA 17351  
(717) 479-3533

THIS DRAWING IS THE PROPERTY OF CKE  
AND TRANSMITTED IN CONFIDENCE. THE  
REPRODUCTION, USE OR DISCLOSURE, IN  
WHOLE OR IN PART, OF THE DESIGN OR  
DETAILS CONTAINED HEREIN IS PROHIBITED  
WITHOUT THE WRITTEN PERMISSION OF CKE.

TOLERANCE UNLESS NOTED:

SCALE:

DRAWN: MJS DATE: 6/22/05

APPROVED: DATE:

TITLE:

IDEAL WIRE CONNECTION  
ON DIODE LEAD

DRAWING NO.

1H 2H-MOD-WDETAIL