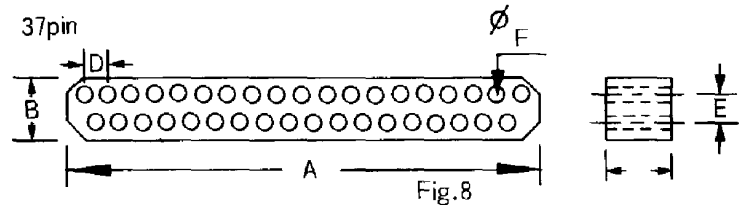
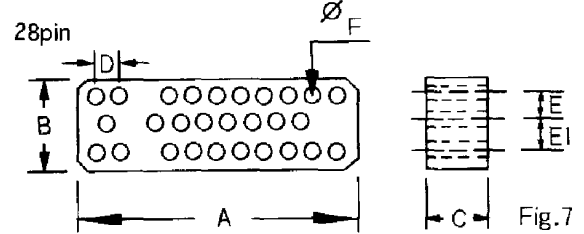
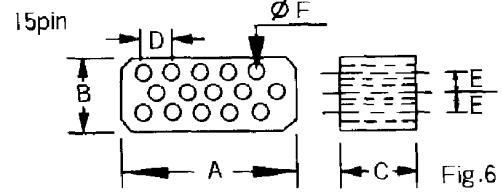
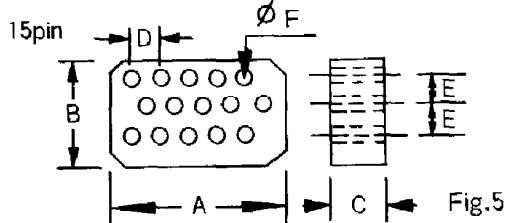
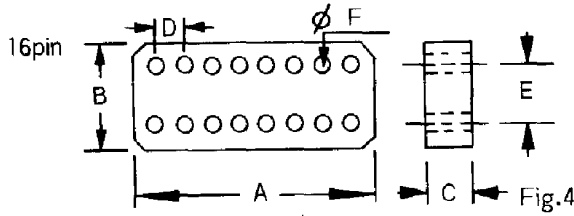
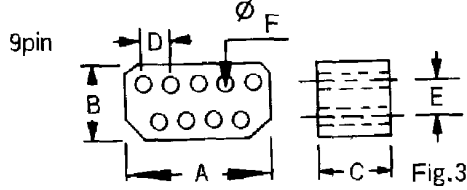
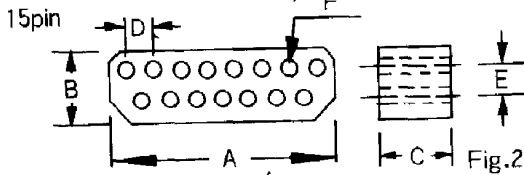

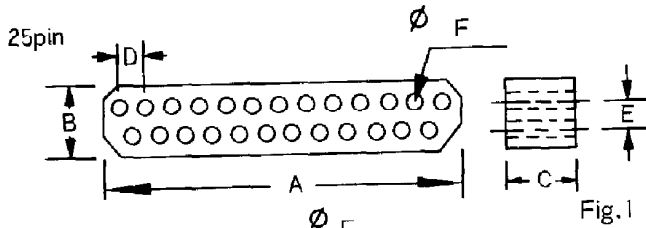


# EMI Suppression Plates for Connectors/FH Series



Part Number	Fig	Dimension (UNIT:m/m)						
		multihole (Pin)	A	B	C	D	E	$\phi F$
FH15-14×7×4(J70)	6	(15)	14±0.3	7±0.3	4±0.1	2.29	1.98±0.05	1.1±0.05
FH15-13.6×9.5×2.2 (J70)	5	(15)	13.6 <sup>+0</sup> <sub>-0.4</sub>	9.5±0.3	2.2 <sup>+0</sup> <sub>-0.1</sub>	2.286	2.54±0.10	1.0 <sup>+0.1</sup> <sub>-0</sub>
FH16-21.6×11.5×1.5(J70)	4	(16)	21.6±0.5	11.5±0.5	1.5±0.3	2.54	7.62±0.05	1.08 <sup>+0.1</sup> <sub>-0</sub>
FH25-36.4×7.6×2.8(J70)	1	(25)	36.4±0.5	7.6±0.5	2.8±0.1	2.77	2.84±0.05	1.57 <sup>+0.1</sup> <sub>-0</sub>
FH9-14.5×7.6×2.8(J70)	3	(9)	14.5±0.3	7.6±0.3	2.8±0.1	2.74	2.84±0.05	1.57 <sup>+0.1</sup> <sub>-0</sub>
FH15-22.65×7.6×2.8(J70)	2	(15)	22.65±0.5	7.6±0.5	2.8±0.1	2.77	2.84±0.05	1.57 <sup>+0.1</sup> <sub>-0</sub>
FH15-22.65×7.6×3.4(J70)	2	(15)	22.65±0.5	7.6±0.5	3.4±0.3	2.77	2.84±0.05	1.57 <sup>+0.1</sup> <sub>-0</sub>
FH15-22.65×7.6×1.6(J70)	2	(15)	22.65±0.5	7.6±0.5	1.6±0.3	2.77	2.84±0.05	1.57 <sup>+0.1</sup> <sub>-0</sub>
FH15-22.4×7.6×2.8(J70)	2	(15)	22.40±0.5	7.6±0.5	2.8±0.1	2.77	2.84±0.05	1.57 <sup>+0.1</sup> <sub>-0</sub>
FH28-28×11×2.7(L8)	7	(28)	28±0.5	11 <sup>+0.5</sup> <sub>-0.1</sub>	2.7 <sup>+0</sup> <sub>-0.1</sub>	2.50	3.5±0.08 3.0±0.08	1.85±0.08
FH15-15.1×9.4×2.0(J70)	5	(15)	15.10±0.3	9.4±0.2	2.0±0.1	2.29	2.54±0.10	1.0 <sup>+0.1</sup> <sub>-0</sub>
FH37-53.08×7.7×2.8(J70)	8	(37)	53.08±0.5	7.7±0.5	2.8±0.1	2.77	2.84±0.08	1.5 <sup>+0.1</sup> <sub>-0</sub>