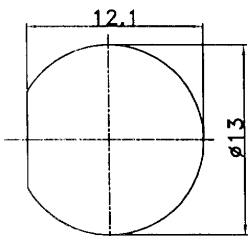
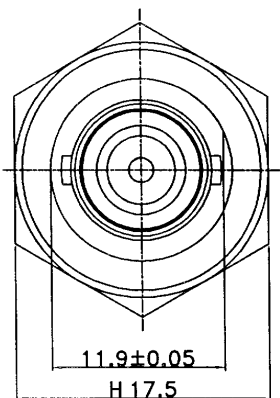
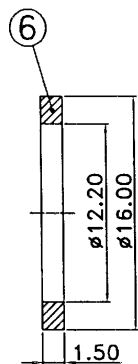
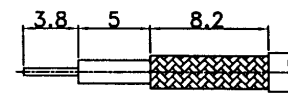
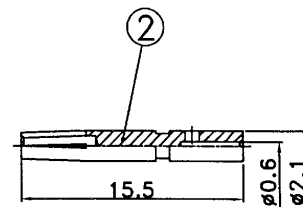
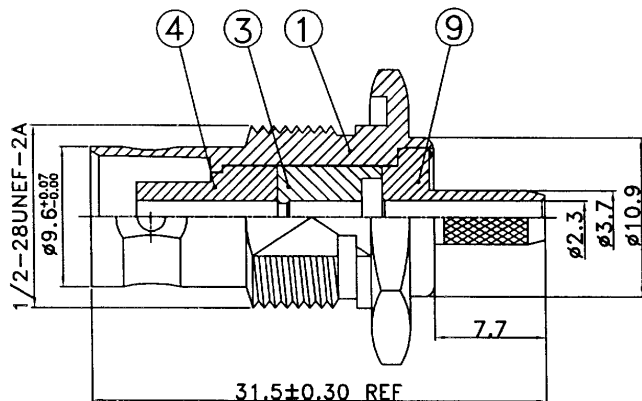


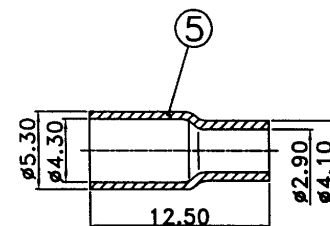
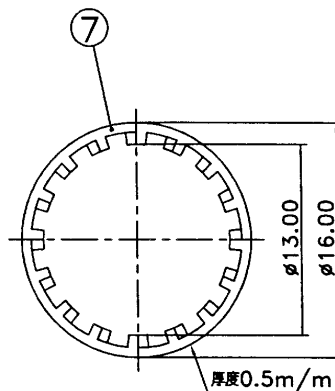
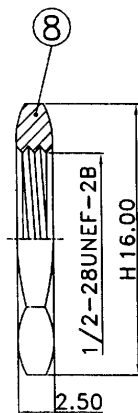
REV	DESCRIPTION\PER REQUEST	DRAWN	DATE



RECOMMENDED MOUNTING HOLE
(建議架設孔)



RECOMMENDED CABLE STRIPPING DIM'S
(建議剝線尺寸)



9	Press fit ferrule stud(P-007)	1	Brass	Nickel
8	Nut(N-001)	1	Brass	Nickel
7	Washer(W-137)	1	Brass	Nickel
6	Gasket(G-020-SI)	1	Si-rubber	Orange
5	Ferrule(F-023)	1	Brass	Nickel
4	Dielectric(T-02056-1)	1	Teflon	None
3	Dielectric(T-02055)	1	Teflon	None
2	Pin(C-02245)	1	Brass	Gold
1	Body(B-02234)	1	Brass	Nickel
NO	Description	Q'ty	Material	Finish

UNLESS OTHERWISE SPECIFIED
 1.REMOVE ALL BURRS.
 2.BREAK ALL CONNERS & EDGES CO.15 MAX.
 3.CHAMFER 1ST & LAST THREADS 45°.
 4.DIAMETERS ON COMMON CENTERS.
 TO BE CONCENTRIC WITHIN 0.1 T.P.R.
 5.ALL DIMENSIONS ARE AFTER PLATING.

* MAJOR DIMENSION
 UNLESS OTHERWISE NOTED TOLERANCES
 0.5-6=±0.2
 6-30=±0.4
 30-120=±0.6
 120-315=±1.0
 ANGLES=±1°

APPROVED
 CHECKED
 DRAWN 楊郁雯
 SCALE 2/1 UNIT mm
 DRAWN DATE 05/07/04

HO CHIEN
 www.hochien.com
 TITLE BNC BULKHEAD CRIMP JACK
 DRAWING NO. BNC-1314-L3-50-TGN
 REV A
 FILE NO. D:\DWG\COMPOSE\BNC\BNC-1314-L3-50-TGN